

Indoor Unit	(845-351-001)	ISD 351LYX
Outdoor Unit	(846-352-003)	OSA 352RLTFV-S1 (inverter)
Cooling capacity (net) *		31.5 kW
Cooling capacity range (gross)		13.5 ~ 37.1 kW
Heating capacity *		31.3 kW
Heating capacity range		12.0 ~ 35.3 kW
Electrical input - cooling		10.0 kW
Electrical input - heating		9.3 kW
EER / AEER (cooling) *		3.14 / 3.13
COP / ACOP (heating) *		3.36 / 3.35
Unit Controllers		UC8 / IUC
Refrigerant		R32
Refrigerant precharge for 10 m		8.0 kg
Minimum floor area (@2.4m below ceiling diffuser)		34 m ²
Additional charge req'd for over 10 m		115 g/m
Maximum line length		90 m
Max. charge / Min. floor area (below ceiling diffuser)		17.2 kg / 157 m ²
Additional oil req'd for over 40 m		20 ml/m
Separation limit: OSA above ISD		20 m
Separation limit: OSA below ISD		20 m
Suction line		28 mm OD
Liquid line		13 mm OD
Compressor oil type		POE-46 (NXG5020 or equivalent)
Compressor type		inverter scroll
Power supply via OSA **		3 ph. 400 V ac 50 Hz + N + E
Compressor (3ph.) run amps at rating cond. *		15 A
Indoor fan motor size		900W + 1250W
Rated indoor fan speed @ 1750 l/s		7.5 V
Indoor fan motor (1ph.) - full load (total)		10 A
Outdoor fan motor (1ph.) - full load		1.75 A (x2)
Outdoor fan capacitor size		6µfd (x2)
Control circuit breaker (internal)		6 A
Running amps (total system) *		17.4 / 12.1 / 17.0 A
Max. running amps (total system)		30.5 / 20.8 / 23.9 A
RCD type recommended		type B, 30mA, 3 pole
Net weight ISD		124 kg
Net weight OSA		254 kg

Accessories:

ISD Spring mounting kit	307-341-101
ISD Filter box c/w EU4/G4 filter (NZ only)	493-000-016
ISD Replacement filter (NZ only)	019-400-003 (x3)
ISD Supply air plenum Ø400 x 4 (NZ only)	492-000-030
ISD Return air plenum Ø400 x 4 (NZ only)	492-100-008
ISD Fresh air inlet spigot Ø200 (NZ only)	325-000-052
OSA Drain connection adaptor 25/13mm	060-000-039
OSA Anti-vibration mounts - rubber (x4)	060-000-170

Optional Controls:

SAT-3 Room temperature controller	201-000-146
Six Zone Control kit for SAT-3	201-000-073
TZT-100 Room temperature controller	201-000-350

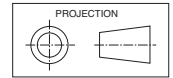
Refer to temperzone for other options, eg remote sensors, connection wires.

* Tested in accordance with AS/NZS 3823

** Voltage range: 376–440V.

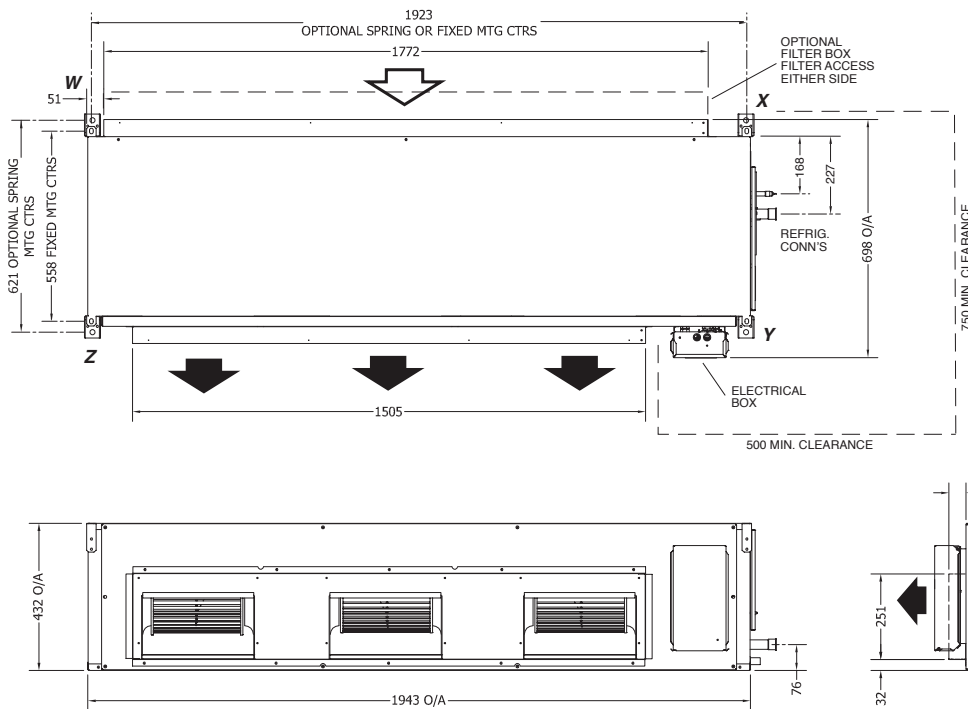
19077

DIMENSIONS (mm)



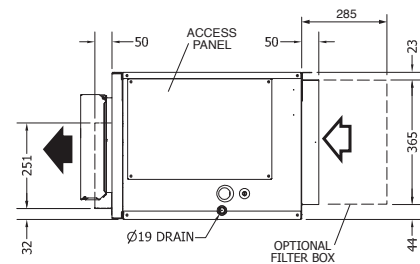
Not to Scale

ISD 351LYX Indoor Unit

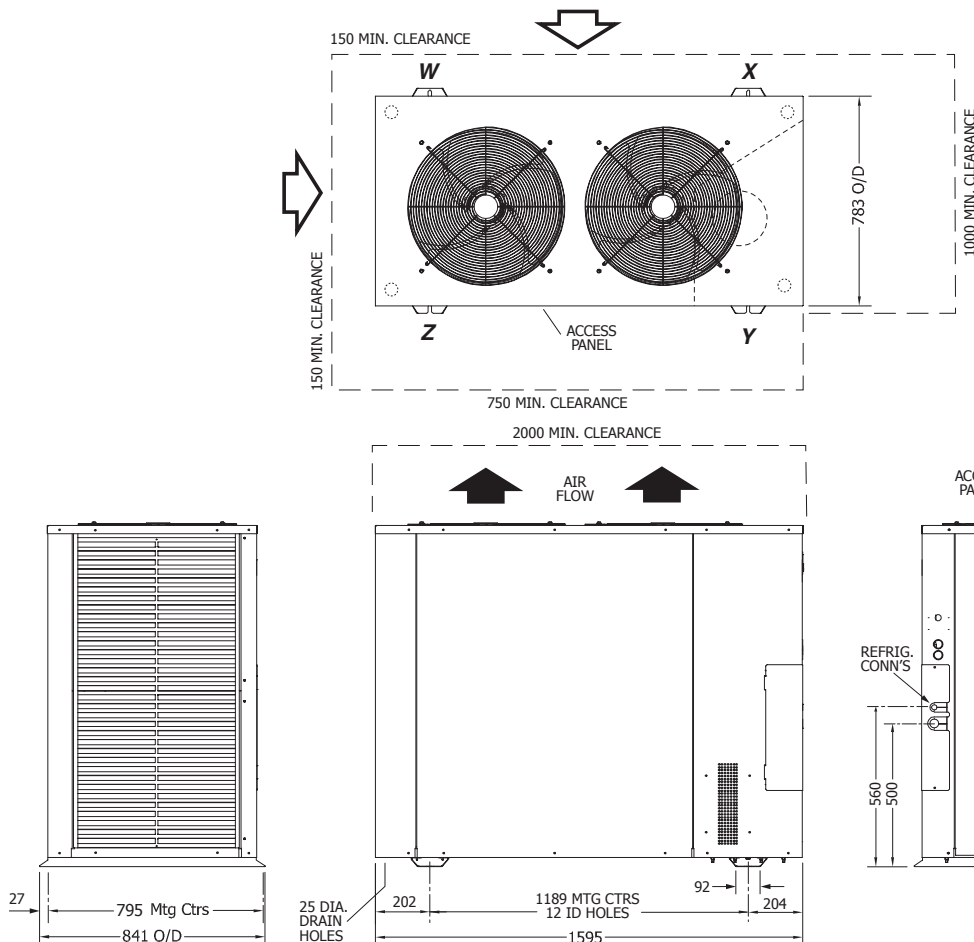


POINT LOADS (kg)			
W	X	Y	Z
27	28	34	35

Note: Fan motor can be accessed from panel above, below or front; no more than two panels at once.



OSA 352RLTFV Outdoor Unit



POINT LOADS (kg)			
W	X	Y	Z
57	74	89	34

Recommended Connecting Pipe Sizes
 Suction : 28 mm OD
 Liquid : 13 mm OD

NOTE

Specifications are subject to change without notice due to the manufacturer's ongoing research and development programme.

[illegible]

Drawing No:
291-003-100
SHEET 1 OF 1

ISD 351 LYX
Wiring Schematic

Title:

PC

Drawn: D.A.B.
Apprvd: P.J.L

Client Wiring

DO NOT
SCALE - ASK

©temperzone Ltd 2019
temperzone



