

| Model | OPA 560RLTFPQ-S3 |
|---|--------------------------------|
| Configuration | Horizontal Supply Air |
| Item No. (Standard / Opposite Hand) | 876-056-701 / 876-056-710 |
| Unit c/w Fresh Air Cowl (OPA 560RLTFPQ-C) | 878-056-701 / 878-056-710 |
| Configuration | Downward Supply Air |
| Item No. (Standard / Opposite Hand) | 876-056-723 / 876-056-732 |
| Unit c/w Fresh Air Cowl (OPA 560RLTFPQ-C) | 878-056-723 / 878-056-732 |
| Cooling capacity (net) ¹ | 53.5 kW |
| Cooling capacity range (gross) | 27.4 ~ 64.8 kW |
| Heating capacity ¹ | 57.0 kW |
| Heating capacity range | 24.0 ~ 63.1 kW |
| Electrical input - cooling | 17.9 kW |
| Electrical input - heating | 19.1 kW |
| EER / AEER (cooling) ¹ | 2.99 / 2.98 |
| COP / ACOP (heating) ¹ | 2.98 / 2.97 |
| Unit Controller | UC8 |
| Refrigerant | R32 |
| Refrigerant Charge | 13.5 kg |
| Minimum floor area (@2.4m below ceiling diffuser) | 97 m ² |
| Compressor oil type | POE 46 (NXG5020 or equivalent) |
| Compressor type | inverter scroll |
| Power supply ² | 3 ph. 400 V ac 50 Hz + N + E |
| Compressor (3ph.) run amps ¹ | 22 A/ph |
| Compressor + VSD circuit breaker | 50 A |
| Indoor fan motor size | EC plug 560 dia. 4.2kW |
| Nominal air flow ¹ | 2 600 l/s |
| Indoor fan motor (3ph.) - full load | 6.5 A/ph. |
| Outdoor fan motor (3ph.) - full load | 4.2 A/ph. |
| Outdoor fan type | EC axial |
| Outdoor fan max. static pressure @ 6 450 l/s | 125 Pa |
| Control circuit breaker (internal) | 2 A |
| Auxiliary power outlet (1ph.) overload setting | 10 A |
| Running amps (total system) ¹ | 28 / 26 / 29 A |
| Max. running amps (total system) | 44 A/ph. |
| RCD type recommended | type B, 30mA, 3 pole |
| Net weight | 759 kg |
| Shipping weight | 823 kg |
| Net Weight c/w Fresh Air Cowl option | 771 kg |

Accessories:

| | |
|-----------------------------------|-----------------------------|
| Filters - rated EU4/G4 disposable | 019-400-005 600x500x50 (x4) |
| Filters - rated EU4/G4 washable | 019-000-034 600x500x50 (x4) |
| Drain tundish (set of 2) | 060-000-653 |

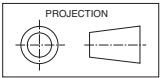
Optional Controls:

| | |
|-------------------------------------|-------------|
| TZT-100 Room temperature controller | 201-000-350 |
|-------------------------------------|-------------|

Refer to temperzone for other options.

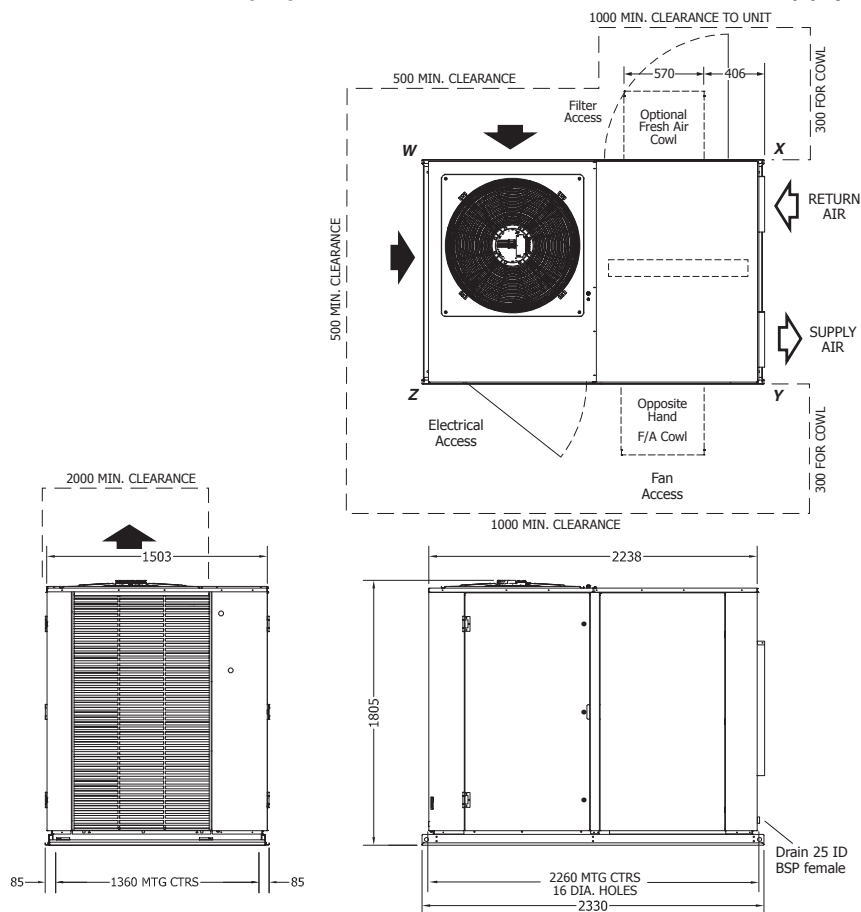
¹ Tested in accordance with AS/NZS 3823² Voltage range: 376–440V³ Filter sizes are nominal; refer to Temperzone for actual measurements.

DIMENSIONS (mm)



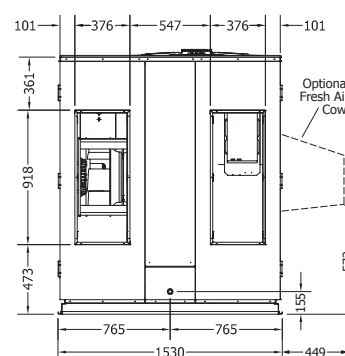
OPA 560RLTFP01(-C)-S3 Standard Hand, Horizontal Supply

Not to Scale

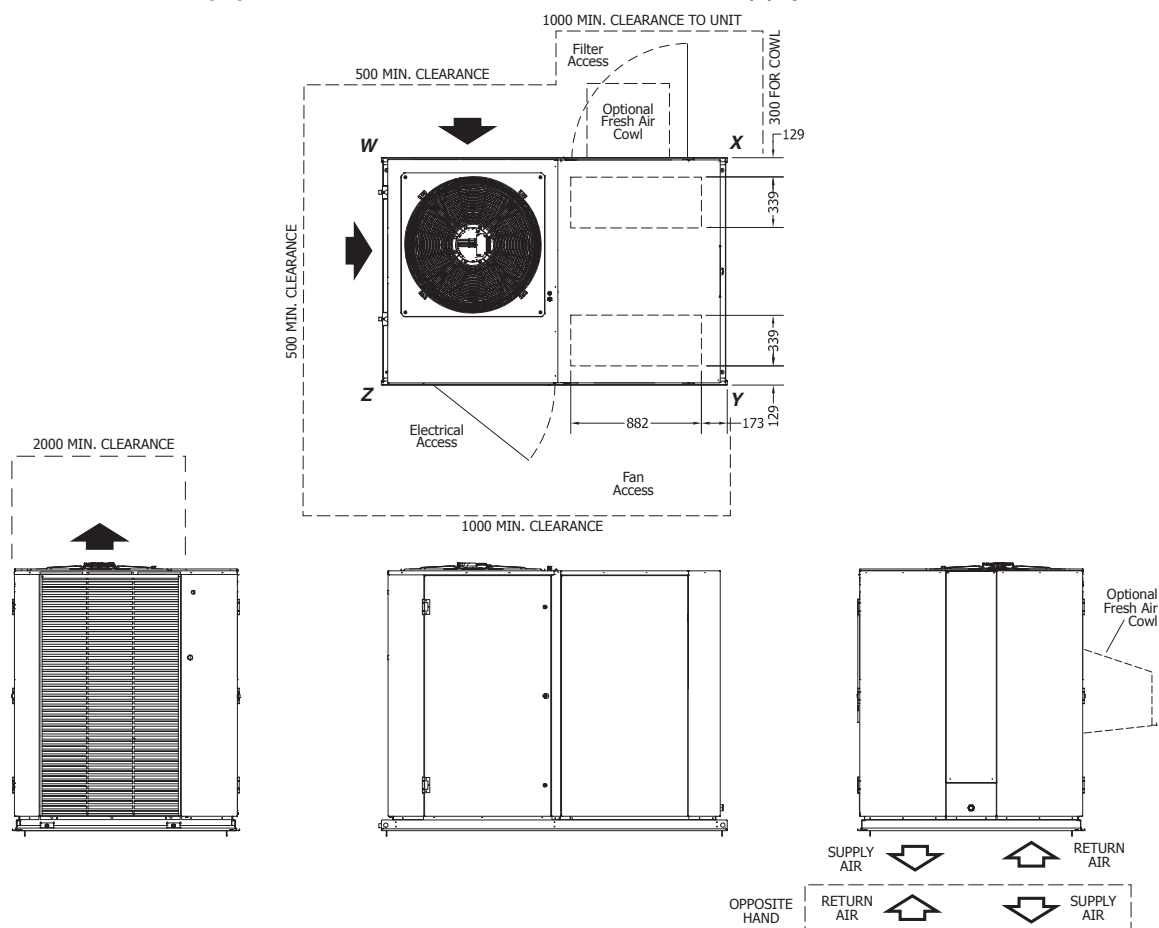


| | | POINT LOADS (kg) | | | |
|--------|--------|------------------|-----|-----|-----|
| | | W | X | Y | Z |
| Std Hd | no F/A | 182 | 171 | 195 | 211 |
| | cw F/A | 182 | 183 | 195 | 211 |
| Op Hd | no F/A | 168 | 218 | 153 | 220 |

Multiple units side-by-side:
Allow a minimum of 1m
between coil faces.

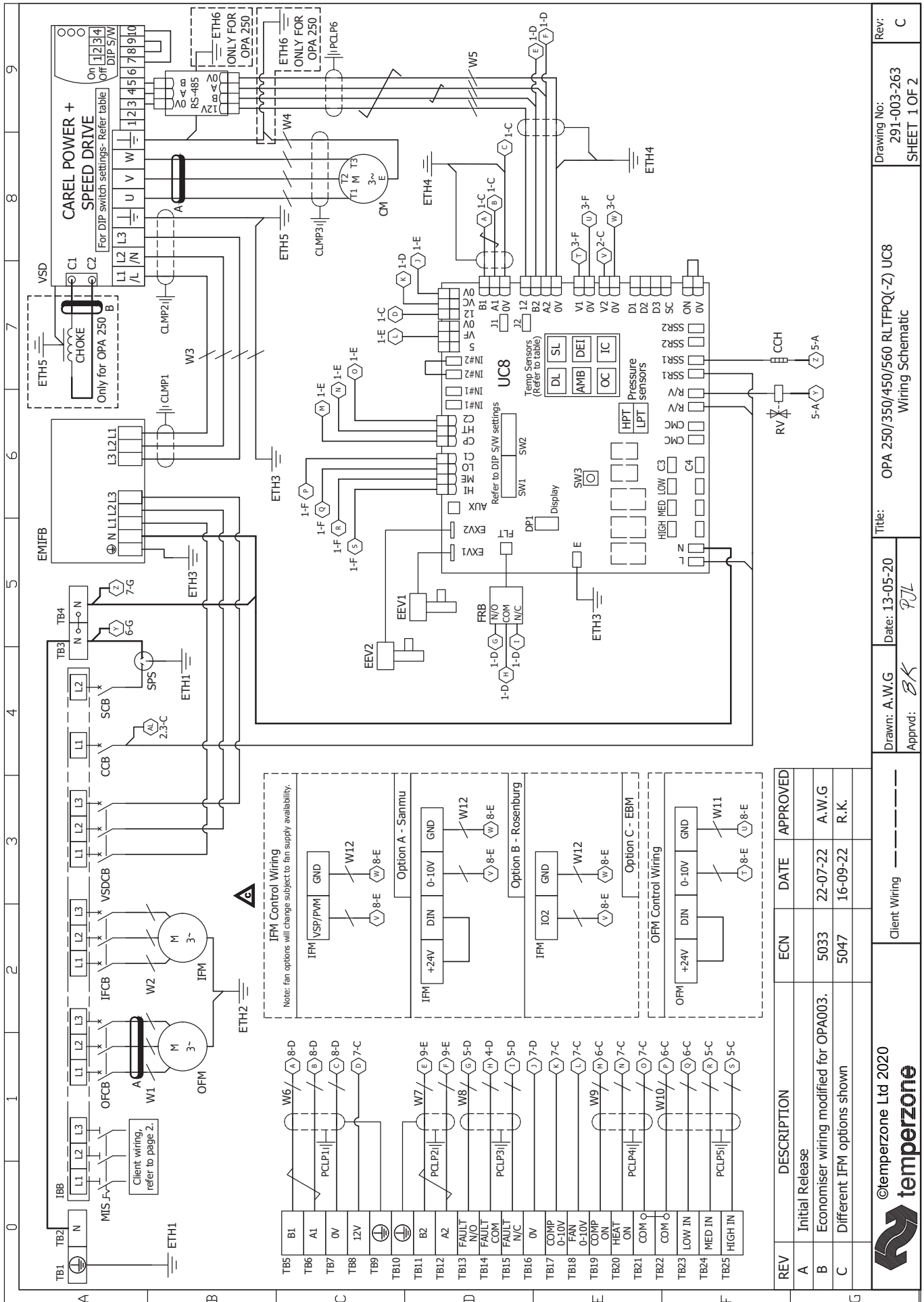


OPA 560RLTFP23(C)-S3 Standard Hand, Downward Supply



NOTE

Specifications are subject to change without notice due to the manufacturer's ongoing research and development programme.



©temperzone Ltd 2020

Client Wiring

| REV | DESCRIPTION | ECN | DATE | APPROVED |
|-----|--|------|----------|----------|
| A | Initial Release | | | |
| B | Economiser wiring modified for OPA003. | 5033 | 22-07-22 | A.W.G |
| C | Different IFM options shown | 5047 | 16-09-22 | R.K. |

Drawn: A.W.G
Date: 13-05-20
Approved: *BK*

Title: OPA 250/350/450/560 RLTFPQ(-z) UC8
Wiring Schematic

Drawing No: 291-003-263
SHEET 1 OF 2
Rev: C

[illegible]