

## SPECIFICATIONS



<b>Indoor Unit</b>	(525-601-201/ 525-601-211)	<b>ISD 570KB(H/V)-P</b>
<b>Outdoor Unit</b>	(536-641-701)	<b>OSA 570RKTBGQV (digital)</b>
Cooling capacity (net) <sup>1</sup>		55.0 kW
Heating capacity <sup>1</sup>		53.4 kW
Electrical input - cooling		16.8 kW
Electrical input - heating		15.3 kW
EER / AEER (cooling) <sup>1</sup>		3.27 / 3.26
COP / ACOP (heating) <sup>1</sup>		3.48 / 3.46
Unit Controllers		UC6
Refrigerant		R410A
Refrigerant precharge for 10 m		10.3 kg/sys.
Additional charge req'd for over 10 m		100 g/m
Base refrigerant charge OSA		9.3 kg
Maximum line length		60 / 90 m <sup>2</sup>
Separation limit: OSA above ISD		20 m
Separation limit: OSA below ISD		20 m
Suction line		28 or 35 mm OD (x2) <sup>2</sup>
Liquid line		13 mm OD (x2)
Compressor oil type		POE 32-3MAF (or equivalent)
Additional oil charge over 40m line length		20 ml/m
Compressor type		fixed + digital scroll
Power supply via OSA <sup>3</sup>		3 ph. 400V ac 50 Hz + N + E
Compressor (3ph.) run amps		18.2 A (x2)
Compressor overload setting		19 A (x2)
Indoor fan motor type/size		EC plug / 3.6 kW
Nominal airflow at rating conditions <sup>1</sup>		3100 l/s
Indoor fan motor (3ph.) - full load		5.7 A
Outdoor fan motor (1ph.) - full load		1.7 A (x4)
Outdoor fan motor type		EC axial
Outdoor fan max. static pressure @ 6 680 l/s		60 Pa <sup>4</sup>
Control circuit breaker (internal)		2 A
Auxillary power outlet (1ph.) overload setting		10 A
Running amps (total system) <sup>1</sup>		34 / 28 / 27 A
Max. running amps (total system)		44 / 38 / 37 A
RCD type recommended		type A, 30mA, 3 pole
Net weight ISD		266 kg
Net weight OSA		511 kg

### Accessories:

Filters - rated EU4/G4 disposable	019-400-004 500x500x50 (x2) <sup>5</sup> 019-400-008 450x500x50 (x4)
Filters - rated EU4/G4 washable (NZ Only)	019-000-033 500x500x50 (x2) <sup>5</sup> 019-000-038 450x500x50 (x4)
UC6 Service Interface tool	201-000-379

### Optional Controls:

SAT-3 Room temperature controller	201-000-146
TZT-100 Room temperature controller	201-000-350

Refer to temperzone for other options, eg remote sensors, connection wires.

<sup>1</sup> Tested in accordance with AS/NZS 3823

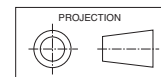
<sup>2</sup> Line lengths above 60m require greater size suction line

<sup>3</sup> Voltage range: 376–440V

<sup>4</sup> Contact Temperzone for assistance for higher static applications

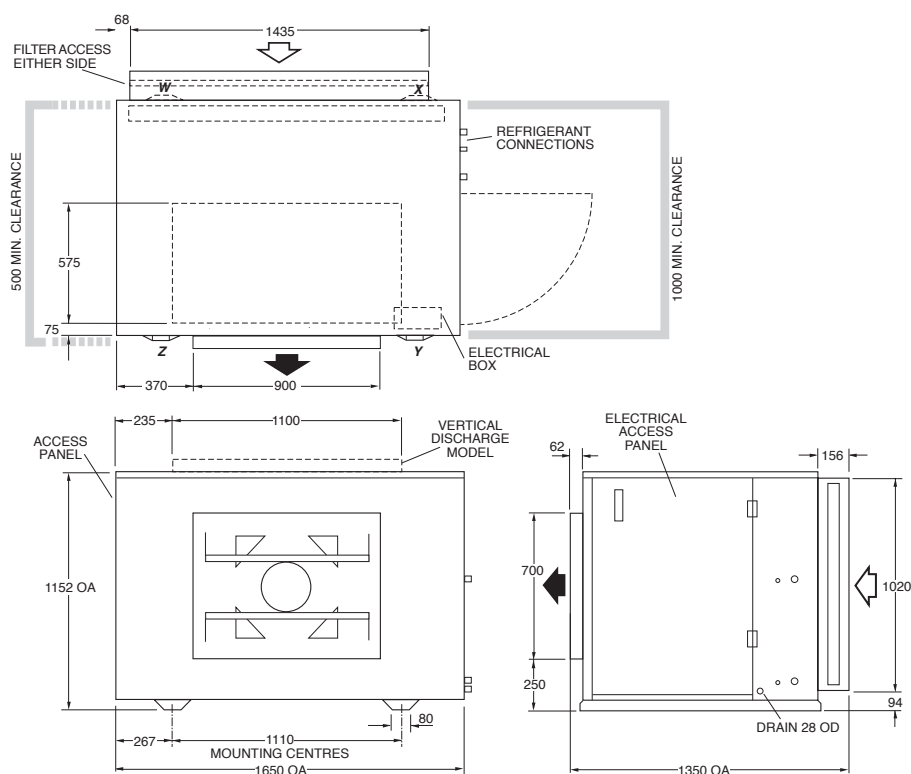
<sup>5</sup> Filter sizes are nominal; refer to Temperzone for actual measurements.

## DIMENSIONS (mm)



Not to Scale

### ISD 570KB(H/V)-P Indoor Unit

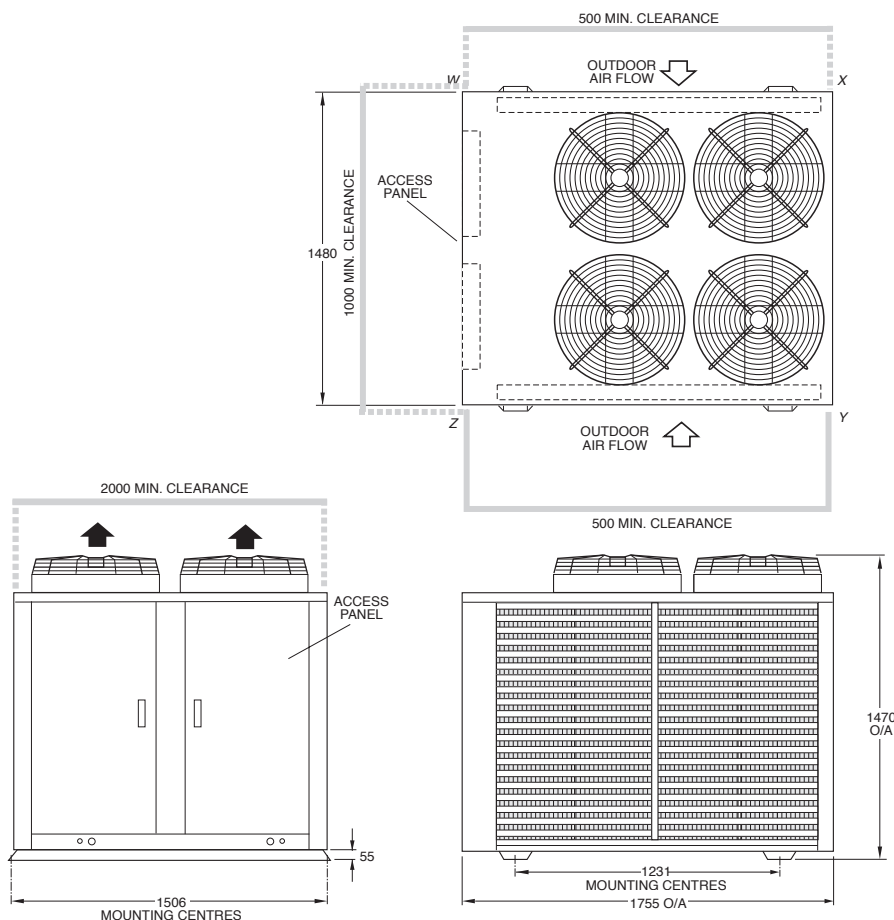


CORNER LOADS (kg)			
W	X	Y	Z
75	92	119	47

### OSA 570RKTBGQV Outdoor Unit

CORNER LOADS (kg)			
W	X	Y	Z
174	81	81	175

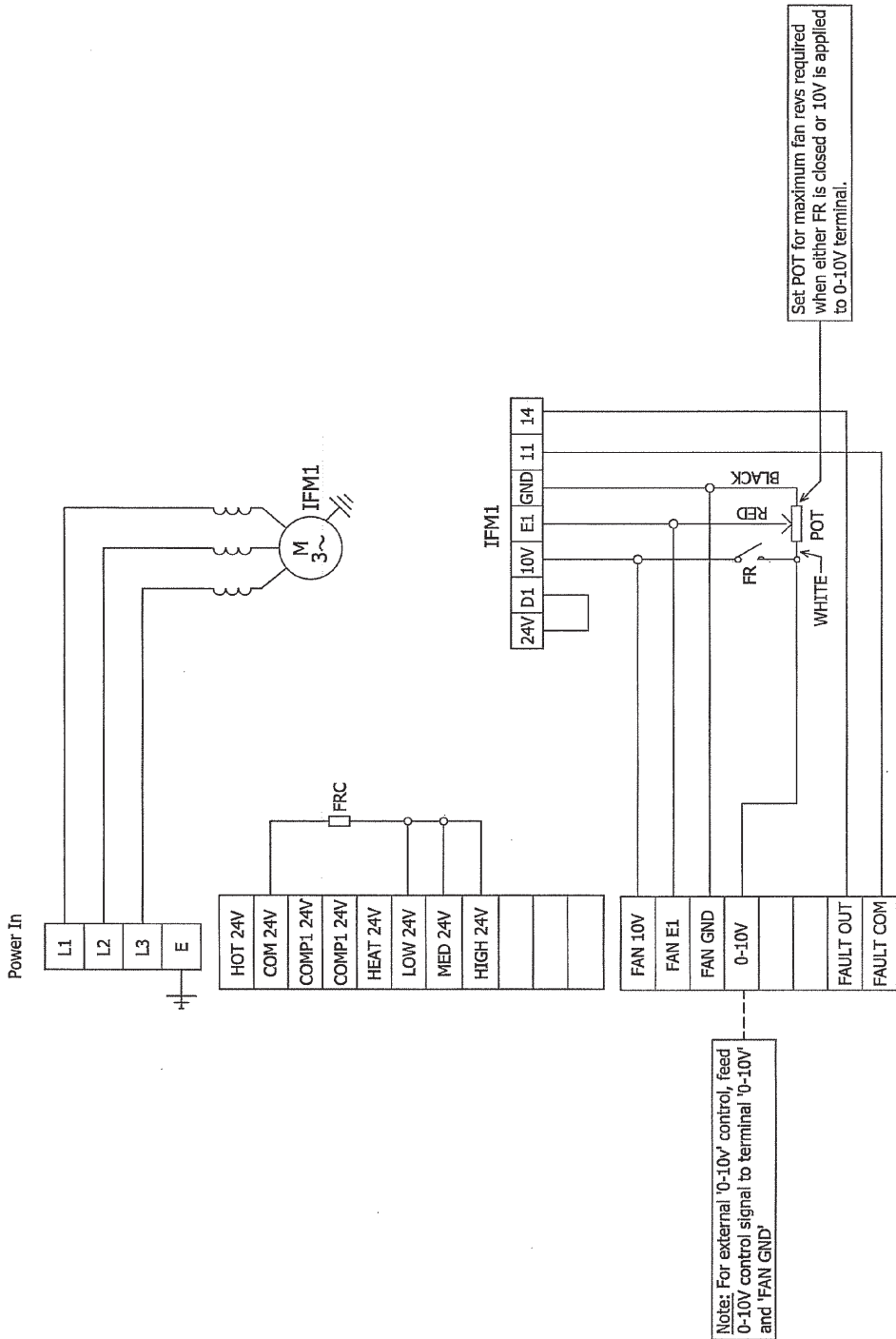
**Recommended Connecting Pipe Sizes**  
 Suction : 28 or 35 mm OD  
 Liquid : 13 mm OD  
 Upsize above 60m



#### NOTE

Specifications are subject to change without notice due to the manufacturer's ongoing research and development programme.

Model	ISD	570-P	670-P
Voltage In	V	400/415	400/415
IFM Amps (max)	A	5.0	5.0
FR	Fan Relay		
FRC	Fan Relay Coil		
IFM	Indoor Fan Motor		
POT	Potentiometer (max speed)		



Visit: [www.temperzone.biz](http://www.temperzone.biz) for client wiring diagrams.

Title		ISD 570/670KB-P WIRING SCHEMATIC	
Programmed by		PLOTTED 13-04-12	
Drawn/AFC		Date	02-03-12
Scale		Revision	291-000-047
Issue		Mat.	
Modification		No.	
ECN		APRVD	
DATE		DRG SIZE	
		DESCRIPTION	
		FINISH	
		ASSY No.	
		Mat.	
		No.	
		DRG SIZE	
		APRVD	
		DATE	
		ECN	
		MODIFICATION	
		ISSUE	



